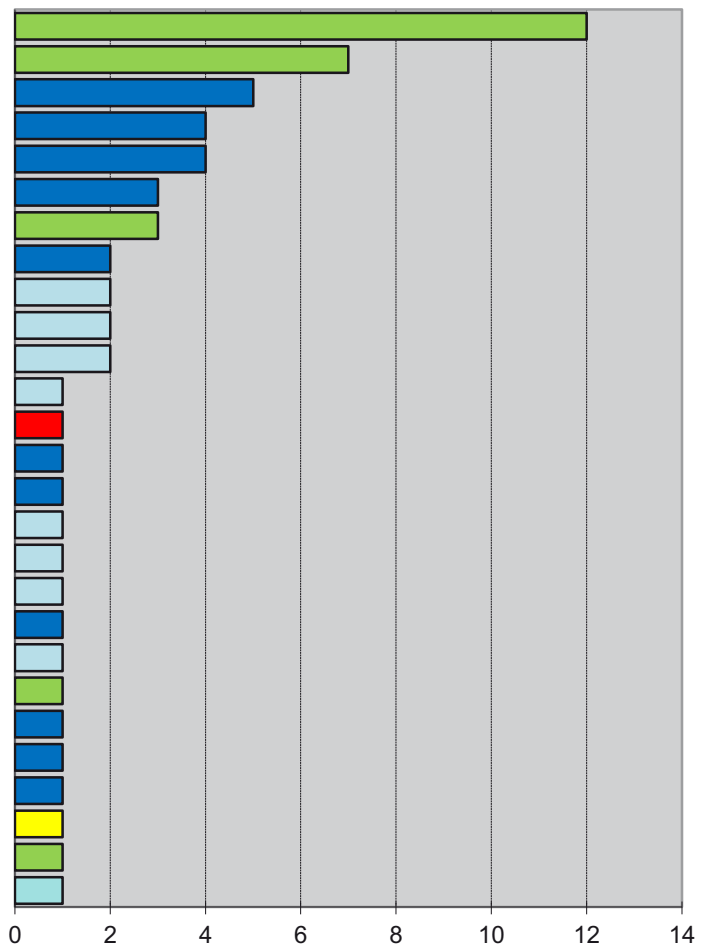


## Applications for international protection by country of citizenship August 2011

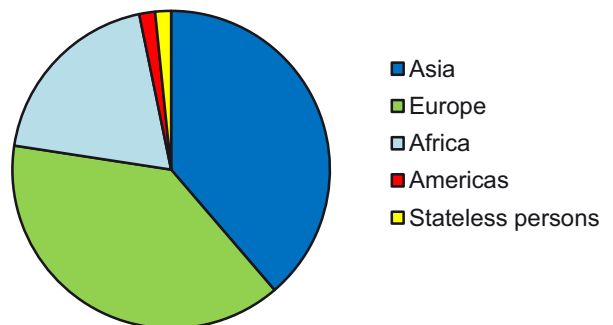
tab. 02a

Country of citizenship	New applications	%
Ukraine	12	19,00
Belarus	7	11,00
Vietnam	5	8,00
Syria	4	6,00
Kyrgyzstan	4	6,00
Mongolia	3	5,00
Russian Federation	3	5,00
Afghanistan	2	3,00
Nigeria	2	3,00
Congo, Dem. Rep. of	2	3,00
Ghana	2	3,00
Guinea	1	2,00
Haiti	1	2,00
China	1	2,00
Kazakhstan	1	2,00
Congo	1	2,00
Algeria	1	2,00
Ethiopia	1	2,00
Georgia	1	2,00
Libya	1	2,00
Moldova	1	2,00
Myanmar	1	2,00
Turkey	1	2,00
Uzbekistan	1	2,00
Stateless persons	1	2,00
Kosovo	1	2,00
Zambia	1	2,00
<b>Total</b>	<b>62</b>	<b>100,00</b>

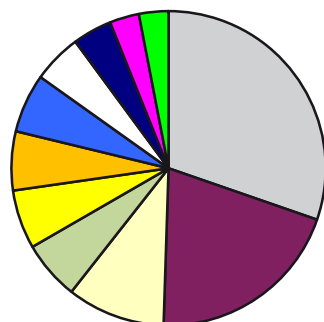


tab. 02b

Country of citizenship	New applications	%
Asia	24	39,00
Europe	24	39,00
Africa	12	19,00
Americas	1	2,00
Stateless persons	1	2,00
<b>Total</b>	<b>62</b>	<b>100,00</b>



### The most frequent country of citizenship of international protection seekers in 2011 (31.8.2011)



- Other - 30%
- Ukraine - 20%
- Belarus - 10%
- Mongolia - 6%
- Russian Federation - 6%
- Vietnam - 6%
- Turkey - 6%
- Kyrgyzstan - 5%
- Stateless persons - 4%
- Syria - 3%
- Nigeria - 3%