


MINISTERSTVO VNITRA  
ČESKÉ REPUBLIKY

**Department for Asylum and Migration Policy**

# **STATISTICAL REPORT**

**International Protection Proceedings**



## **CZECH REPUBLIC**

**September 2011**



DAMP<sup>[1]</sup> - International Protection Proceedings

September 2011

tab. 01

Country of Citizenship	Number of participants in the proceedings as of 1.9.2011*	New applications	Cases referred back to the First Instance	Asylum granted					Total number of decisions **	Served decisions ***	Number of suits brought to court	Number of participants in the proceedings as of 30.9.2011*
				Asylum granted	Rejected	Subsidiary protection	Applications dismissed as inadmissible	Proceedings discontinued				
Belarus	88	10	1	1	-	1	-	1	3	6	-	93
Croatia	1	-	-	-	-	-	-	-	-	-	-	1
Kosovo	1	-	-	-	1	-	-	-	1	-	-	1
Moldova	3	-	-	-	1	-	-	-	1	1	-	2
Poland	3	-	-	-	-	-	-	-	-	-	-	3
Romania	1	-	-	-	-	-	-	-	-	-	-	1
Russian Federation	44	3	-	4	-	2	1	-	7	7	1	40
Serbia	3	-	-	-	-	-	-	-	-	-	-	3
Ukraine	69	15	3	-	17	-	-	-	17	15	11	72
<b>Europe</b>	<b>213</b>	<b>28</b>	<b>4</b>	<b>5</b>	<b>19</b>	<b>3</b>	<b>1</b>	<b>1</b>	<b>29</b>	<b>29</b>	<b>12</b>	<b>216</b>
Afghanistan	3	2	-	-	-	-	-	-	-	-	-	5
Armenia	14	1	-	-	2	-	-	1	3	2	2	13
Azerbaijan	6	-	-	-	-	-	-	-	-	-	-	6
China	7	-	-	-	1	-	-	-	1	-	-	7
Philippines	2	-	-	-	2	-	-	-	2	2	-	-
Georgia	12	1	-	-	-	-	-	-	-	1	1	12
India	2	-	-	-	-	-	-	-	-	-	-	2
Indonesia	1	-	-	-	-	-	-	-	-	-	-	1
Iraq	11	1	-	-	-	-	-	-	-	-	-	12
Iran	10	-	-	-	-	-	-	-	-	-	-	10
Yemen	2	-	-	-	-	-	-	-	-	-	-	2
Kazakhstan	45	-	-	-	-	13	-	-	13	10	-	35
Kyrgyzstan	39	-	-	-	-	-	-	-	-	2	1	37
Mongolia	14	2	-	-	1	-	-	-	1	-	-	16
Myanmar	-	3	-	3	-	-	-	-	3	3	-	-
Pakistan	7	-	-	-	1	-	-	-	1	1	1	6
Sri Lanka	2	-	-	-	-	-	-	-	-	-	-	2
Syria	21	1	-	-	-	-	-	-	-	-	-	22
Turkey	25	1	-	-	3	-	-	-	3	4	3	22
Uzbekistan	11	5	-	-	-	-	-	-	-	-	-	16
Vietnam	22	8	1	1	5	1	-	-	7	5	4	26
<b>Asia</b>	<b>256</b>	<b>25</b>	<b>1</b>	<b>4</b>	<b>15</b>	<b>14</b>	<b>-</b>	<b>1</b>	<b>34</b>	<b>30</b>	<b>12</b>	<b>252</b>
Ecuador	1	-	-	-	-	-	-	-	-	-	-	1
Haiti	1	-	-	-	-	-	1	-	1	1	-	-
Cuba	6	3	-	-	-	-	-	1	1	1	-	8
Mexico	-	1	-	-	-	-	-	-	-	-	-	1
<b>Americas</b>	<b>8</b>	<b>4</b>	<b>-</b>	<b>-</b>	<b>-</b>	<b>-</b>	<b>1</b>	<b>1</b>	<b>2</b>	<b>2</b>	<b>-</b>	<b>10</b>
Algeria	6	1	-	-	1	-	1	1	3	3	-	4
Angola	1	-	-	-	-	-	-	-	-	-	-	1
Egypt	3	-	-	-	-	-	-	-	-	-	-	3
Eritrea	1	9	-	-	-	-	-	-	-	-	-	10
Ethiopia	2	-	-	-	-	-	-	-	-	-	-	2
Ghana	4	-	-	-	2	-	-	-	2	3	3	1
Guinea	4	-	-	-	-	-	1	-	1	1	-	3
Cameroon	2	-	-	-	-	-	-	-	-	-	-	2
Kenya	1	-	-	-	-	-	-	-	-	-	-	1
Congo	2	-	-	-	1	-	-	-	1	-	-	2
Dem. Rep. of the Congo	10	3	-	-	-	1	-	-	1	2	-	11
Libya	8	-	-	-	-	-	-	3	3	3	-	5
Morocco	2	-	-	-	-	-	1	-	1	1	1	1
Nigeria	25	2	-	-	4	-	2	1	7	6	5	21
Côte d'Ivoire	-	1	-	-	-	-	-	-	-	-	-	1
Somalia	2	-	-	-	-	-	-	-	-	-	-	2
Sudan	1	-	-	-	-	-	-	-	-	-	-	1
Tunisia	1	1	-	-	-	-	-	-	-	-	-	2
Uganda	1	-	-	-	-	-	-	-	-	-	-	1
Zambia	1	-	-	-	-	-	-	-	-	-	-	1
<b>Africa</b>	<b>77</b>	<b>17</b>	<b>-</b>	<b>-</b>	<b>8</b>	<b>1</b>	<b>5</b>	<b>5</b>	<b>19</b>	<b>19</b>	<b>9</b>	<b>75</b>
stateless	32	1	-	-	-	3	-	-	3	3	-	30
<b>Total</b>	<b>586</b>	<b>75</b>	<b>5</b>	<b>9</b>	<b>42</b>	<b>21</b>	<b>7</b>	<b>8</b>	<b>87</b>	<b>83</b>	<b>33</b>	<b>583</b>

<sup>[1]</sup> Department for Asylum and Migration Policy (DAMP)

**DAMP - Proceedings for Extension of Subsidiary Protection  
September 2011**

tab. 18

Country of Citizenship	Number of participants in the proceedings as of 1.9.2011*	New applications	Cases referred back to the First Instance	Subsidiary protection extended	Subsidiary protection terminated	Proceedings discontinued	Total number of decisions **	Served decisions ***	Number of suits brought to court	Number of participants in the proceedings as of 30.9.2011*
Belarus	8	-	-	6	-	-	6	3	-	5
Russian Federation	1	-	-	1	-	-	1	1	-	-
Ukraine	2	-	-	-	-	-	-	-	-	2
<b>Europe</b>	<b>11</b>	<b>-</b>	<b>-</b>	<b>7</b>	<b>-</b>	<b>-</b>	<b>7</b>	<b>4</b>	<b>-</b>	<b>7</b>
Afghanistan	1	-	-	1	-	-	1	1	-	-
Iraq	3	-	-	2	-	-	2	-	-	3
Kyrgyzstan	3	-	-	-	-	-	-	3	-	-
Uzbekistan	9	1	-	3	-	-	3	3	-	7
<b>Asia</b>	<b>16</b>	<b>1</b>	<b>-</b>	<b>6</b>	<b>-</b>	<b>-</b>	<b>6</b>	<b>7</b>	<b>-</b>	<b>10</b>
Cuba	1	3	-	1	-	-	1	1	-	3
<b>Americas</b>	<b>1</b>	<b>3</b>	<b>-</b>	<b>1</b>	<b>-</b>	<b>-</b>	<b>1</b>	<b>1</b>	<b>-</b>	<b>3</b>
stateless	-	1	-	-	-	-	-	-	-	1
<b>Total</b>	<b>28</b>	<b>5</b>	<b>-</b>	<b>14</b>	<b>-</b>	<b>-</b>	<b>14</b>	<b>12</b>	<b>-</b>	<b>21</b>

\* Number of participants in the proceedings = includes persons whose suits have not been decided yet by the DAMP or cases where the decisions have not become legally effective yet; cases which must be decided repeatedly.

\*\* Total number of decisions = this column contains not only sum of positive, negative and terminating decisions but also self-corrective and other, mostly exceptional, decisions taken.

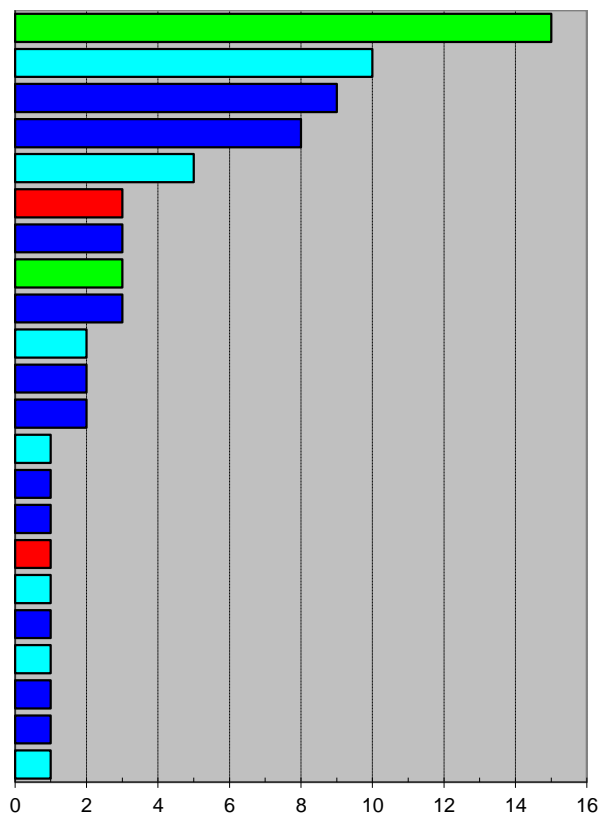
\*\*\*Served decisions = this column also contains older decisions which were served on applicants during the given period. After being served with the decision the person stops being an applicant for international protection.

# Applications for International Protection by Country of Citizenship

September 2011

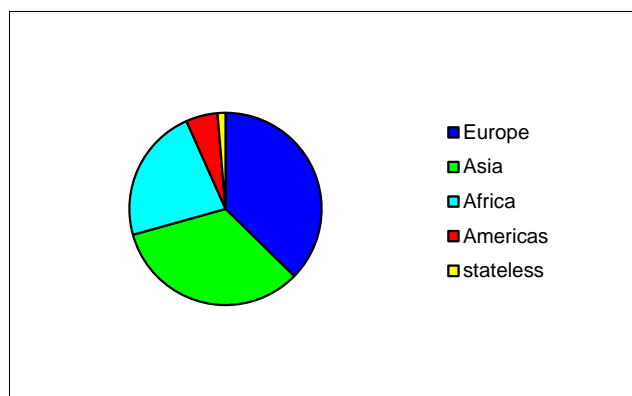
Tab. 02a

Country of Citizenship	New applications	%
Ukraine	15	20,00
Belarus	10	13,33
Eritrea	9	12,00
Vietnam	8	10,67
Uzbekistan	5	6,67
Dem. Rep. of the Congo	3	4,00
Cuba	3	4,00
Myanmar	3	4,00
Russian Federation	3	4,00
Mongolia	2	2,67
Nigeria	2	2,67
Afghanistan	2	2,67
Armenia	1	1,33
Côte d'Ivoire	1	1,33
Georgia	1	1,33
Iraq	1	1,33
Mexico	1	1,33
Algeria	1	1,33
Syria	1	1,33
Tunisia	1	1,33
Turkey	1	1,33
stateless	1	1,33
<b>Total</b>	<b>75</b>	<b>100,00</b>

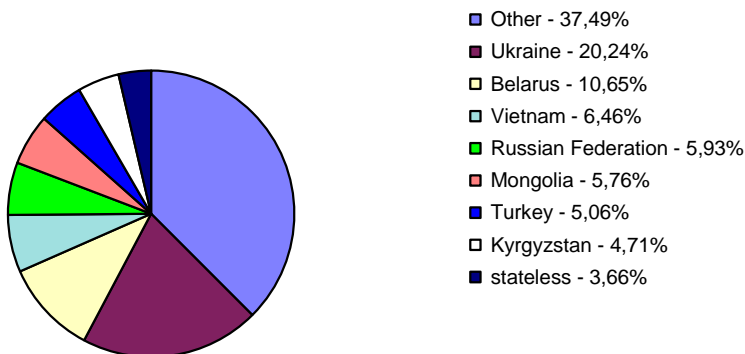


tab. 02b

Country of Citizenship	New applications	%
Europe	28	37,33
Asia	25	33,33
Africa	17	22,67
Americas	4	5,33
stateless	1	1,33
<b>Total</b>	<b>75</b>	<b>100,00</b>



## The most frequent country of citizenship of international protection seekers (30.9.2011)

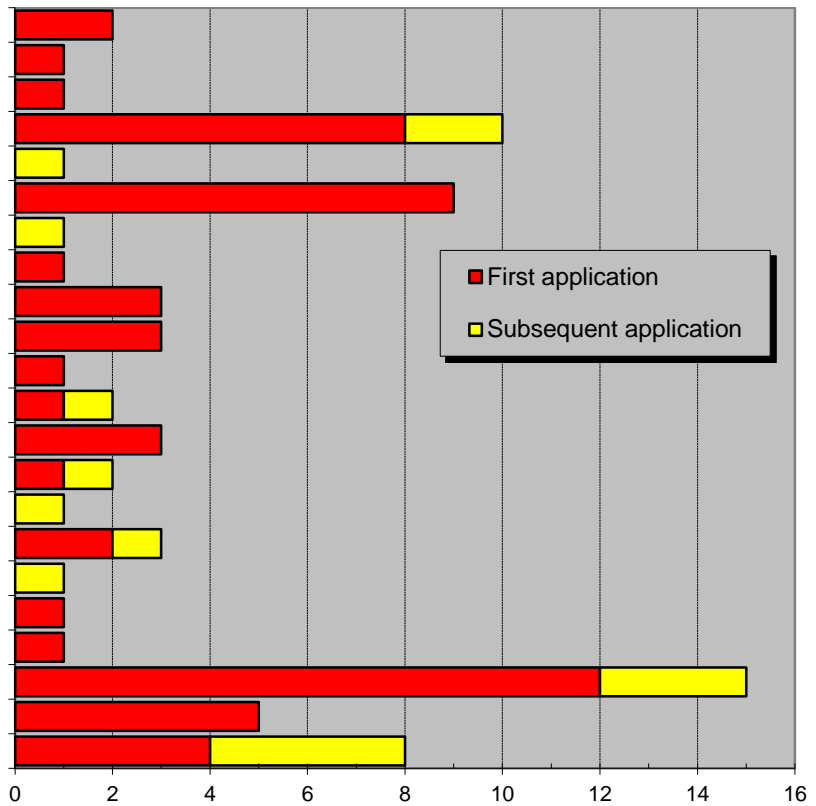


# First and Subsequent Applications by Country of Citizenship

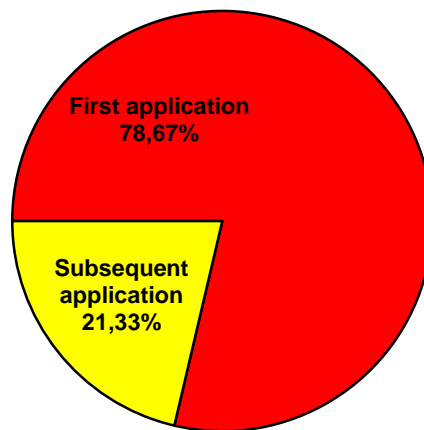
## September 2011

tab. 02c

Country of Citizenship	Total	First application	Subsequent application
Afghanistan	2	2	-
Algeria	1	1	-
Armenia	1	1	-
Belarus	10	8	2
stateless	1	-	1
Eritrea	9	9	-
Georgia	1	-	1
Iraq	1	1	-
Dem. Rep. of the Congo	3	3	-
Cuba	3	3	-
Mexico	1	1	-
Mongolia	2	1	1
Myanmar	3	3	-
Nigeria	2	1	1
Côte d'Ivoire	1	-	1
Russian Federation	3	2	1
Syria	1	-	1
Tunisia	1	1	-
Turkey	1	1	-
Ukraine	15	12	3
Uzbekistan	5	5	-
Viet Nam	8	4	4
<b>Total</b>	<b>75</b>	<b>59</b>	<b>16</b>



**Total**



# Place of Filing Applications for International Protection

## September 2011

tab. 03

Country of Citizenship	Total	RC Praha- Ruzyne	RC Zastavka	DFB Bela	DFB Postorna	Prison	privat	Hospital
Afghanistan	2	1	-	1	-	-	-	-
Algeria	1	-	-	1	-	-	-	-
Armenia	1	1	-	-	-	-	-	-
Belarus	10	-	9	-	-	-	1	-
stateless	1	-	-	-	-	-	1	-
Eritrea	9	9	-	-	-	-	-	-
Georgia	1	-	1	-	-	-	-	-
Iraq	1	1	-	-	-	-	-	-
Dem. Rep. of the Congo	3	1	2	-	-	-	-	-
Cuba	3	2	1	-	-	-	-	-
Mexico	1	-	1	-	-	-	-	-
Mongolia	2	-	-	2	-	-	-	-
Myanmar	3	-	3	-	-	-	-	-
Nigeria	2	-	2	-	-	-	-	-
Côte d'Ivoire	1	-	1	-	-	-	-	-
Russian Federation	3	-	2	-	-	-	1	-
Syria	1	-	1	-	-	-	-	-
Tunisia	1	-	-	1	-	-	-	-
Turkey	1	1	-	-	-	-	-	-
Ukraine	15	3	6	4	1	-	1	-
Uzbekistan	5	-	-	-	-	-	5	-
Vietnam	8	-	-	2	-	5	-	1
<b>Total</b>	<b>75</b>	<b>19</b>	<b>29</b>	<b>11</b>	<b>1</b>	<b>5</b>	<b>9</b>	<b>1</b>
%	100,00	25,33	38,67	14,67	1,33	6,67	12,00	1,33

RC = reception centre (asylum facility for registration of new applications);

DFB = detention facility for foreigners (especially for the purpose of administrative expulsion)

# Applications for International Protection by Age and Sex

## September 2011

tab. 05

Country of Citizenship	Adults			Children (0-17)			Total
	Men	Women	Total	Men	Women	Total	
Afghanistan	1	-	1	1	-	1	2
Algeria	1	-	1	-	-	-	1
Armenia	1	-	1	-	-	-	1
Belarus	5	3	8	2	-	2	10
stateless	-	-	-	1	-	1	1
Eritrea	2	5	7	1	1	2	9
Georgia	1	-	1	-	-	-	1
Iraq	1	-	1	-	-	-	1
Dem. Rep. of the Congo	2	1	3	-	-	-	3
Cuba	1	1	2	1	-	1	3
Mexico	1	-	1	-	-	-	1
Mongolia	-	2	2	-	-	-	2
Myanmar	2	1	3	-	-	-	3
Nigeria	2	-	2	-	-	-	2
Côte d'Ivoire	1	-	1	-	-	-	1
Russian Federation	2	-	2	-	1	1	3
Syria	1	-	1	-	-	-	1
Tunisia	1	-	1	-	-	-	1
Turkey	1	-	1	-	-	-	1
Ukraine	9	3	12	3	-	3	15
Uzbekistan	1	-	1	-	4	4	5
Vietnam	7	1	8	-	-	-	8
<b>Total</b>	<b>43</b>	<b>17</b>	<b>60</b>	<b>9</b>	<b>6</b>	<b>15</b>	<b>75</b>

## Unaccompanied Minors

September 2011

### Unaccompanied Minors - International Protection Proceedings\*

tab. 06b

Country of Citizenship	Number of participants in the proceedings as of 1.9.2011	New applications	Cases referred back to the First Instance	Asylum granted	Rejected	Subsidiary protection	Applications dismissed as inadmissible	Proceedings discontinued	Total number of decisions **	Served decisions ***	Number of suits brought to court	Number of participants in the proceedings as of 30.9.2011*
<b>Europe</b>	-	-	-	-	-	-	-	-	-	-	-	-
Afghanistan	-	1	-	-	-	-	-	-	-	-	-	1
Azerbaijan	1	-	-	-	-	-	-	-	-	-	-	1
Kyrgyzstan	1	-	-	-	-	-	-	-	-	-	-	1
Syria	1	-	-	-	-	-	-	-	-	-	-	1
<b>Asia</b>	<b>3</b>	<b>1</b>	-	-	-	-	-	-	-	-	-	<b>4</b>
Ethiopia	1	-	-	-	-	-	-	-	-	-	-	1
Somalia	1	-	-	-	-	-	-	-	-	-	-	1
<b>Africa</b>	<b>2</b>	-	-	-	-	-	-	-	-	-	-	<b>2</b>
stateless	1	-	-	-	-	-	-	-	-	-	-	1
<b>Total</b>	<b>6</b>	<b>1</b>	-	-	-	-	-	-	-	-	-	<b>7</b>

\*For comprehensive data on stages of international protection proceedings including unaccompanied minors see first part of this report.

\*\* Number of participants in the proceedings = includes persons whose suits have not been decided yet by the DAMP or cases where the decisions have not become legally effective yet; cases which must be decided repeatedly.

\*\*\*Served decisions = this column also contains older decisions which were served on applicants during the given period. After being served with the decision the person stops being an applicant for international protection.

### Unaccompanied Minors - New Applications

tab. 06a

Age category	0-14		15-17		Total
	Men	Women	Men	Women	
Afghanistan	-	-	1	-	1
<b>Total</b>	-	-	<b>1</b>	-	<b>1</b>



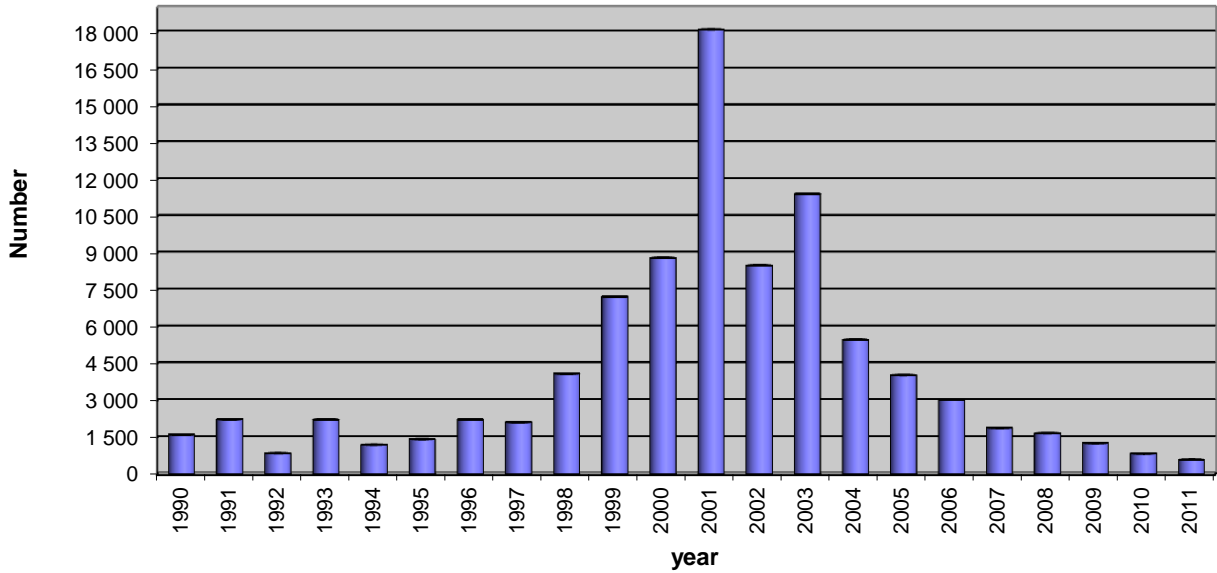
# Applications for International Protection by Years and Months

July 1990 - September 2011

tab. 09

Month	1990	1991	1992	1993	1994	1995	1996	1997	1998	1999	2000	2001	2002	2003	2004	2005	2006	2007	2008	2009	2010	2011	Total
January		395	138	30	172	55	57	212	219	602	593	1 228	1 334	686	552	346	262	153	212	123	65	67	7 501
February		330	39	45	125	65	125	191	175	430	384	1 228	679	704	588	297	235	130	188	130	79	55	6 222
March		233	45	65	97	201	138	201	144	583	514	1 635	726	588	988	307	263	181	182	123	106	70	7 390
April		165	61	71	100	147	118	193	127	569	559	1 539	762	1 187	603	280	218	130	137	134	76	59	7 235
May		248	39	141	80	211	89	114	96	604	545	1 600	604	964	420	261	246	114	98	115	81	77	6 747
June		235	64	101	64	150	187	115	120	537	944	1 698	525	899	317	312	286	138	114	90	65	47	7 008
July	1	104	95	169	121	89	372	185	142	611	666	1 614	580	925	354	330	292	148	115	105	63	61	7 142
August	231	137	67	198	95	118	332	151	273	581	691	1 780	579	1 167	300	489	426	172	113	85	91	62	8 138
September	146	77	82	814	90	155	171	168	252	699	749	1 497	610	965	282	432	193	151	121	86	52	75	7 867
October	355	80	76	334	70	69	198	119	792	551	919	1 498	773	1 557	378	348	235	142	176	99	55		8 824
November	432	122	70	129	65	73	226	210	711	724	1 232	1 355	630	997	370	348	208	216	117	81	48		8 364
December	437	100	65	110	108	84	198	250	1 035	727	998	1 422	682	761	307	271	152	203	83	87	52		8 132
<b>Total</b>	<b>1 602</b>	<b>2 226</b>	<b>841</b>	<b>2 207</b>	<b>1 187</b>	<b>1 417</b>	<b>2 211</b>	<b>2 109</b>	<b>4 086</b>	<b>7 218</b>	<b>8 794</b>	<b>18 094</b>	<b>8 484</b>	<b>11 400</b>	<b>5 459</b>	<b>4 021</b>	<b>3 016</b>	<b>1 878</b>	<b>1 656</b>	<b>1 258</b>	<b>833</b>	<b>573</b>	<b>90 570</b>

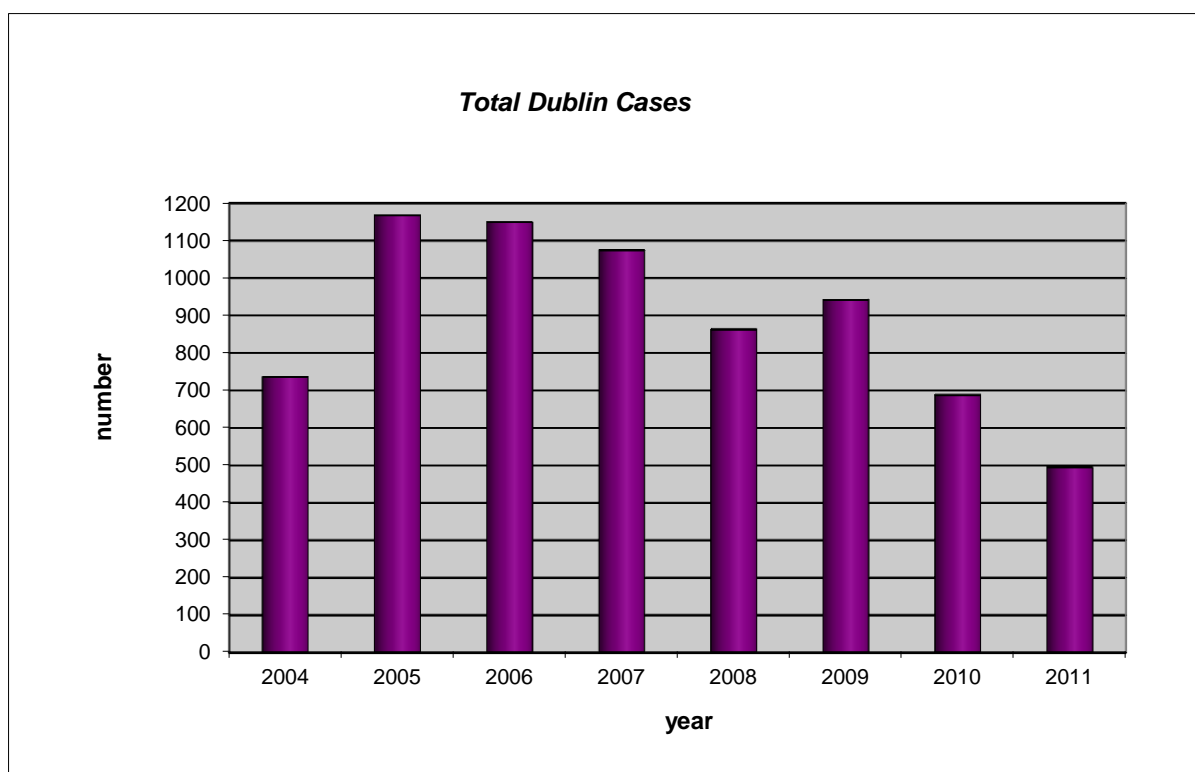
Number of Applications for International Protection by Years



## Number of Dublin Cases May 2004 - September 2011

tab. 11

Year	2004	2005	2006	2007	2008	2009	2010	2011
Month								
January		128	136	139	99	66	66	60
February		126	125	73	80	73	92	40
March		115	120	79	76	91	52	58
April		97	62	64	68	65	60	47
May	60	71	111	89	63	62	58	49
June	83	67	71	84	74	69	54	69
July	101	79	80	97	62	80	53	40
August	94	79	82	104	71	79	58	80
September	61	79	104	81	68	106	35	51
October	101	77	80	124	76	88	54	
November	117	120	105	77	64	95	43	
December	119	130	73	63	62	68	63	
<b>Total</b>	<b>736</b>	<b>1168</b>	<b>1149</b>	<b>1074</b>	<b>863</b>	<b>942</b>	<b>688</b>	<b>494</b>
<b>Total Dublin Cases</b>								<b>7114</b>



# Regional Courts(1) - International Protection Proceedings

## September 2011

tab.12

Country of Citizenship	Number of participants in the proceedings as of 1.9.2011	Number of suits brought to court	Cases referred back to RC by SAC	Suits dismissed	Suits dismissed as inadmissible	Proceedings discontinued	Cases referred back to DAMP	Total number of decisions	Served decisions **	Cassation complaints filed to the SAC	Number of participants in the proceedings as of 30.9.2011
Albania	1	-	-	-	-	-	-	-	-	-	1
Belarus	17	-	1	1	-	-	4	5	1	-	17
Kosovo	2	-	-	-	-	-	-	-	-	-	2
Moldova	5	-	-	-	-	-	-	-	2	2	3
Russian Federation	18	-	-	-	-	-	-	-	1	-	17
Ukraine	76	10	1	9	-	2	1	11	11	8	76
<b>Europe</b>	<b>119</b>	<b>10</b>	<b>2</b>	<b>10</b>	<b>-</b>	<b>2</b>	<b>5</b>	<b>16</b>	<b>15</b>	<b>10</b>	<b>116</b>
Afghanistan	6	-	-	-	-	-	-	-	-	-	6
Armenia	15	2	1	1	-	1	-	2	-	1	18
Azerbaijan	2	-	-	-	-	-	-	-	-	-	2
China	1	-	-	-	-	1	-	1	1	-	-
Georgia	9	1	-	3	-	-	-	3	-	-	10
India	3	-	-	-	-	-	-	-	-	-	3
Iraq	7	-	-	-	-	-	-	-	-	-	7
Israel	1	-	-	-	-	-	-	-	-	-	1
Kazakhstan	5	-	-	-	-	-	-	-	-	-	5
Kyrgyzstan	12	1	-	1	-	-	-	1	-	-	13
Mongolia	9	-	2	2	1	-	-	3	3	2	8
Pakistan	4	1	-	-	-	-	-	-	-	-	5
Palestine	1	-	-	-	-	-	-	-	-	-	1
Sri Lanka	1	-	-	-	-	-	-	-	-	-	1
Syria	10	-	-	1	-	-	1	2	-	-	10
Turkey	20	3	-	-	-	1	-	1	1	-	22
Vietnam	17	4	-	1	1	-	-	2	1	1	20
<b>Asia</b>	<b>123</b>	<b>12</b>	<b>3</b>	<b>9</b>	<b>2</b>	<b>3</b>	<b>1</b>	<b>15</b>	<b>6</b>	<b>4</b>	<b>132</b>
Algeria	5	-	-	2	-	-	-	2	1	-	4
Angola	1	-	-	-	-	-	-	-	-	-	1
Ghana	1	4	-	-	-	-	-	-	-	-	5
Cameroon	1	-	-	-	-	-	-	-	-	-	1
Congo	1	-	-	-	-	-	-	-	-	-	1
Dem. Rep. of the Congo	4	-	-	1	-	-	-	1	2	2	2
Morocco	1	-	-	-	-	-	-	-	-	-	1
Niger	1	-	-	-	-	-	-	-	-	-	1
Nigeria	24	3	-	2	-	1	-	3	2	-	25
Senegal	1	-	-	1	-	-	-	1	-	-	1
Sudan	1	-	-	-	-	-	-	-	-	-	1
Tunisia	1	-	-	-	-	-	-	-	-	-	1
<b>Africa</b>	<b>42</b>	<b>7</b>	<b>-</b>	<b>6</b>	<b>-</b>	<b>1</b>	<b>-</b>	<b>7</b>	<b>5</b>	<b>2</b>	<b>44</b>
stateless	13	-	-	2	-	-	1	3	-	2	13
<b>Total</b>	<b>297</b>	<b>29</b>	<b>5</b>	<b>27</b>	<b>2</b>	<b>6</b>	<b>7</b>	<b>41</b>	<b>26</b>	<b>18</b>	<b>305</b>

RC = Regional Court

SAC= Supreme Administrative Court

Foreigners can file an action with the regional court against a decision to terminate the proceedings pursuant to Section 25 and against a decision to reject the asylum application as a manifestly unfounded claim pursuant to Section 16(1)(e) and (f) of the Asylum Act; these actions are without suspensive effect.

(1) - Regional Court in Praha, Brno, Ostrava, Hradec Kralove, Usti nad Labem, Ceske Budejovice, Plzen, Hradec Kralove - branch office in Pardubice, Usti nad Labem - branch office in Liberec, Metropolitan Court in Praha

\* Number of participants in the proceedings - includes persons whose suits have not been decided yet by the Regional Court or cases where the decisions have not become legally effective yet; cases which will be decided repeatedly by the Regional Court

\*\* Served decisions = this column also contains older decisions which were served during the given period.

Note: Only cassation complaints on which the MOI had been informed by the courts are registered

**Regional Courts(1) - Course of Proceedings of  
Actions without Suspensive Effect  
September 2011**

tab. 14

Country of Citizenship	Number of foreigners with an action without susp. effect as of 1.9.2011	Number of suits brought to court	Suits dismissed	Suits dismissed as inadmissible	Proceedings discontinued	Cases referred back to DAMP	Total number of decisions	Served decisions	Number of foreigners with an action without susp. effect as of 30.9.2011
Belarus	1	-	-	-	-	-	-	-	1
Kosovo	1	-	-	-	-	-	-	-	1
Russian Federation	1	1	-	-	-	-	-	-	2
Ukraine	9	1	1	-	1	-	2	2	8
<b>Europe</b>	<b>12</b>	<b>2</b>	<b>1</b>	<b>-</b>	<b>1</b>	<b>-</b>	<b>2</b>	<b>2</b>	<b>12</b>
Bangladesh	1	-	-	-	-	-	-	-	1
Iraq	1	-	-	-	-	-	-	-	1
Mongolia	11	-	-	-	-	-	-	1	10
Syria	1	-	1	-	-	-	1	-	1
Turkey	1	-	-	-	-	-	-	-	1
Vietnam	3	-	-	-	-	-	-	1	2
<b>Asia</b>	<b>18</b>	<b>-</b>	<b>1</b>	<b>-</b>	<b>-</b>	<b>-</b>	<b>1</b>	<b>2</b>	<b>16</b>
Ghana	1	-	-	-	-	-	-	1	-
Dem. Rep. of the Congo	1	-	-	-	-	-	-	-	1
Morocco	-	1	-	-	-	-	-	-	1
Nigeria	-	2	-	-	-	-	-	-	2
Tunisia	1	-	-	-	-	-	-	-	1
<b>Africa</b>	<b>3</b>	<b>3</b>	<b>-</b>	<b>-</b>	<b>-</b>	<b>-</b>	<b>-</b>	<b>1</b>	<b>5</b>
stateless	1	-	-	-	-	-	-	-	1
<b>Total</b>	<b>34</b>	<b>5</b>	<b>2</b>	<b>-</b>	<b>1</b>	<b>-</b>	<b>3</b>	<b>5</b>	<b>34</b>

Foreigners can file an action with the regional court against a decision to terminate the proceedings pursuant to Section §25 and against a decision to reject the asylum application as a manifestly unfounded claim pursuant to Section 16(1)(d) and (e) of the Asylum Act; these actions are without suspensive effect.

(1) - Regional Court in Praha, Brno, Ostrava, Hradec Kralove, Usti nad Labem, Ceske Budejovice, Plzen, Hradec Kralove - branch office in Pardubice, Usti nad Labem - branch office in Liberec, Metropolitan Court in Praha

\* The number of Foreigners with an action without suspensive effect = this includes the persons on whose actions the regional courts have not yet ruled or their rulings did not come into force.

\*\* Served decisions = this column also contains older decisions which were served during the given period.

# Supreme Administrative Court - Course of the Proceedings of Cassation Complain

## September 2011

tab. 15

Country of Citizenship	Number of foreigners filed a cassation complaint as of 1.9.2011	Number of new cassation complaints filed	Cassation complaints dismissed	Cassation complaints dismissed as inadmissible	Proceedings discontinued	Cases referred back to RC	Total number of decisions	Served decisions **	Number of foreigners filed a cassation complaint as of 30.9.2011
Belarus	12	-	-	6	-	1	7	2	10
Bosnia and Herzegovina	1	-	-	-	-	-	-	-	1
Croatia	1	-	-	-	-	-	-	-	1
Kosovo	5	-	-	1	-	-	1	-	5
Lithuania	1	-	-	-	-	-	-	-	1
Macedonia	1	-	-	-	-	-	-	-	1
Moldova	3	2	-	1	1	-	2	-	5
Russian Federation	4	-	-	-	-	-	-	1	3
Slovakia	1	-	-	-	-	-	-	-	1
Ukraine	42	8	-	9	-	1	10	4	46
<b>Europe</b>	<b>71</b>	<b>10</b>	<b>-</b>	<b>17</b>	<b>1</b>	<b>2</b>	<b>20</b>	<b>7</b>	<b>74</b>
Armenia	9	1	-	-	4	1	5	-	10
China	2	-	-	-	-	-	-	-	2
Georgia	4	-	-	1	-	-	1	1	3
Kazakhstan	4	-	-	3	-	-	3	-	4
Kyrgyzstan	8	-	-	1	-	-	1	-	8
Mongolia	19	2	-	1	-	2	3	-	21
Syria	12	-	-	-	-	-	-	1	11
Turkey	5	-	-	-	-	-	-	-	5
Uzbekistan	1	-	-	-	-	-	-	-	1
Vietnam	5	1	-	2	-	-	2	-	6
<b>Asia</b>	<b>69</b>	<b>4</b>	<b>-</b>	<b>8</b>	<b>4</b>	<b>3</b>	<b>15</b>	<b>2</b>	<b>71</b>
Algeria	1	-	-	-	-	-	-	1	-
Ghana	1	-	-	-	-	-	-	-	1
Cameroon	1	-	-	-	-	-	-	-	1
Dem. Rep. of the Congo	1	2	-	-	-	-	-	-	3
Nigeria	11	-	-	1	-	-	1	3	8
Tunisia	1	-	-	-	-	-	-	-	1
<b>Africa</b>	<b>16</b>	<b>2</b>	<b>-</b>	<b>1</b>	<b>-</b>	<b>-</b>	<b>1</b>	<b>4</b>	<b>14</b>
stateless	2	2	-	-	1	-	1	-	4
<b>Total</b>	<b>158</b>	<b>18</b>	<b>-</b>	<b>26</b>	<b>6</b>	<b>5</b>	<b>37</b>	<b>13</b>	<b>163</b>

After receiving the negative decision of the Regional Court (after the decision becomes legally effective) the person ceases to be an applicant for international protection. The foreigner can file a cassation complaints to the Supreme Administrative Court in Brno against the decision of the Regional Court. Having fulfilled the statutory conditions he/she can be issued a visa for the purpose of tolerated residence.

\* Number of foreigners that filed a cassation complaint – number of foreigner in whose cases the decisions on cassation complaints have not become legally effective yet.

\*\* Served decisions = this column also contains older decisions which were served during the given period.

Note: Only cassation complaints on which the MOI had been informed by the courts are registered

**Supreme Administrative Court - Course of the Proceedings of Cassation Complain  
Filed by Mol**

**September 2011**

tab. 13

Country of Citizenship	Number of participants in the proceedings as of 1.9.2011	Number of new cassation complaints filed by Mol	Cassation complaints filed by Mol dismissed	Cassation complaints filed by Mol dismissed as inadmissible	Proceedings discontinued	Cases referred back to RC	Total number of decisions	Served decisions	Number of participants in the proceedings as of 30.9.2011
Belarus	6	-	-	-	-	-	-	-	6
Romania	1	-	-	-	-	-	-	-	1
Russian Federation	1	-	-	-	-	-	-	-	1
Ukraine	5	-	-	-	-	-	-	-	5
<b>Europe</b>	<b>13</b>	-	-	-	-	-	-	-	<b>13</b>
China	1	-	-	-	-	-	-	-	1
Kazakhstan	1	-	-	-	-	-	-	-	1
Kyrgyzstan	1	-	-	-	-	-	-	-	1
Mongolia	3	-	-	-	-	-	-	-	3
Nepal	1	-	-	-	-	-	-	-	1
Syria	2	-	-	-	-	-	-	-	2
Turkey	3	-	-	-	-	-	-	-	3
Uzbekistan	1	-	-	-	-	-	-	-	1
Vietnam	1	-	-	-	-	-	-	-	1
<b>Asia</b>	<b>14</b>	-	-	-	-	-	-	-	<b>14</b>
Algeria	1	-	-	-	-	-	-	-	1
Dem. Rep. of the Congo	1	-	-	-	-	-	-	-	1
Nigeria	3	-	-	-	-	-	-	-	3
Zimbabwe	1	-	-	-	-	-	-	-	1
<b>Africa</b>	<b>6</b>	-	-	-	-	-	-	-	<b>6</b>
<b>Total</b>	<b>33</b>	-	-	-	-	-	-	-	<b>33</b>

# MINISTRY OF THE INTERIOR OF THE CZECH REPUBLIC

## Department for Asylum and Migration Policy

P.O.Box 21/OAM, 170 34 PRAHA 7

tel: 974 832 495

fax: 974 833 530

e-mail: [opu@mvcz.cz](mailto:opu@mvcz.cz)

<http://www.mvcz.cz>

Data valid of 21.12.2011