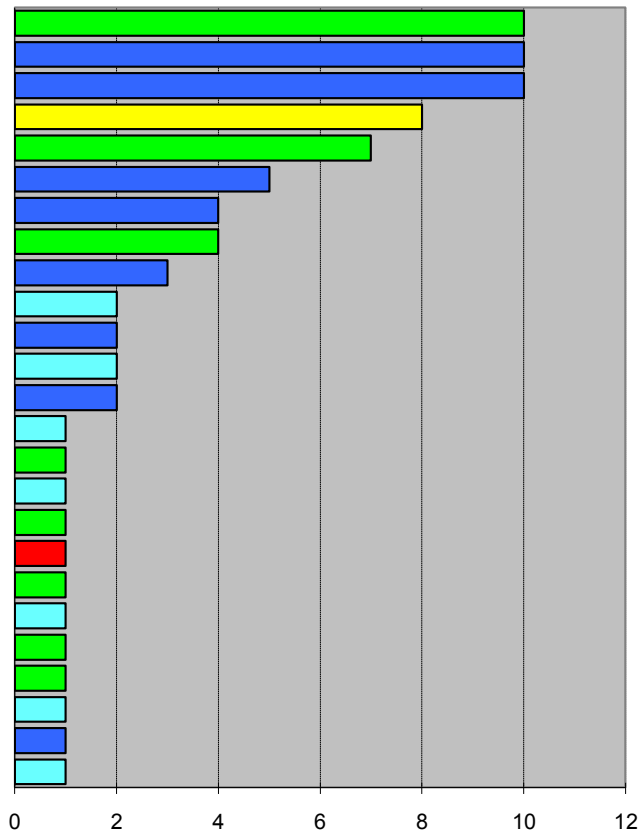


## Applications for international protection by country of citizenship

May 2010

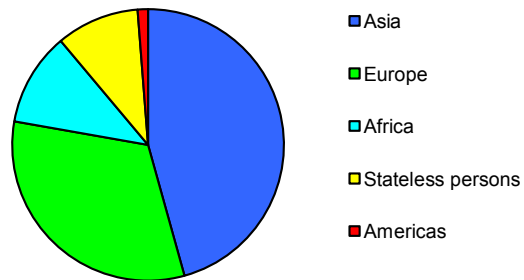
tab. 02a

Country of citizenship	New applications	%
Belarus	10	12,30
Kazakhstan	10	12,30
Mongolia	10	12,30
Stateless persons	8	9,90
Ukraine	7	8,60
Turkey	5	6,20
Afghanistan	4	4,90
Russian Federation	4	4,90
Kyrgyzstan	3	3,70
Algeria	2	2,50
Armenia	2	2,50
Nigeria	2	2,50
Syria	2	2,50
Gambia	1	1,20
Croatia	1	1,20
Cameroon	1	1,20
Kosovo	1	1,20
Cuba	1	1,20
Moldova	1	1,20
Senegal	1	1,20
Slovakia	1	1,20
Serbia	1	1,20
Sudan	1	1,20
Vietnam	1	1,20
Zimbabwe	1	1,20
<b>Total</b>	<b>81</b>	<b>100,00</b>

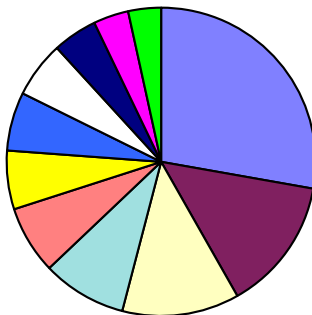


tab. 02b

Country of citizenship	New applications	%
Asia	37	46,00
Europe	26	32,00
Africa	9	11,00
Stateless persons	8	10,00
Americas	1	1,00
<b>Total</b>	<b>81</b>	<b>100,00</b>



### The most frequent country of citizenship of international protection seekers in 2010 (31.5.2010)



- Other - 27,8%
- Ukraine - 14%
- Mongolia - 12,29%
- Turkey - 8,85%
- Russian Federation - 7,13%
- Stateless persons - 6,14%
- Kazakhstan - 6,14%
- Belarus - 5,9%
- Vietnam - 4,67%
- Kyrgyzstan - 3,69%
- Nigeria - 3,44%